

West 6170+, 8170+ & 4170+ Valve Motor Controller



- Jumperless Configuration
- Auto Detected Hardware
- Process & Loop Alarms
- Modbus Communications
- Auto or Manual Tuning
- Motorised Valve Control
- Valve Position Indication
- Remote/Dual Setpoint Options
- Available in 1/16, 1/8 & 1/4 DIN Format

The new Plus Series VMD Controllers have been specifically designed for open loop valve motor drive applications and feature the improved Plus Series interface and greater field flexibility.

Specification

Features

Control Types	Full PID with Pre-tune, Self-tune and manual tuning modes.
Valve Control	Open Loop Valve Motor Drive.
Auto/Manual	Selectable from front panel or via digital input, with bumpless transfer.
Output Configuration	Up to 4 possible, two required for valve control, additional outputs for alarm, 24VDC transmitter power supply or retransmit of process value or setpoint.
Alarm 1 & 2 Types	Process high, process low, SP deviation, band, logical OR / AND. Also 1 loop alarm for process control security. Process alarms have adjustable hysteresis.
Human Interface	4 button operation, dual 4 digit 10mm & 8mm (6170+ and 8170+) and 13mm & 10mm (4170+) high LED displays, optional choice of colours (Red/Red, Red/Green, Green/Red or Green/Green), plus 5 LED indicators
PC Configuration	Off-line configuration from PC serial port to dedicated configuration socket (communications option not required). Configuration Software for Windows 98 or higher. West Part Number: PS1-CON

Input

Thermocouple	J, K, C, R, S, T, B, L, N & PtRh20%vsPtRh40%.
RTD	3 Wire PT100, 50Ω per lead maximum (balanced)
DC Linear	0 to 20mA, 4 to 20mA, 0 to 50mV, 10 to 50mV, 0 to 5V, 1 to 5V, 0 to 10V, 2 to 10V. Scaleable -1999 to 9999, with adjustable decimal point
Impedance	>10MΩ for Thermocouple and mV ranges, 47KΩ for V ranges and 5Ω for mA ranges
Accuracy	±0.1% of input range ±1 LSD (T/C CJC better than 1°C)
Sampling	4 per second, 14 bit resolution approximately
Sensor Break Detection	<2 seconds (except zero based DC ranges), control O/P's turn off, high alarms activate for T/C and mV ranges, low alarms activate for RTD, mA or V ranges

Output & Options

Control & Alarm Relays	Contacts SPDT 2 Amp resistive at 240V AC (120V AC Max for direct VMD), >500,000 operations. (1A 2xSPST 200,000 operations for Dual Relay)
Control SSR Driver Outputs	Drive capability >10V DC in 500Ω minimum
Triac Outputs	0.01 to 1 Amp AC, 20 to 280Vrms, 47 to 63Hz. 140V Max for direct VMD.
DC Linear Outputs	0 to 20mA, 4 to 20mA into 500Ω max, 0 to 10V, 2 to 10V, 0 to 5V into 500Ω min. Accuracy ±0.25% at 250Ω (degrades linearly to 0.5% for increasing burden to specified limits) Retransmit of PV or SP Only.
Transmitter Power Supply	Output 24VDC (nominal) into 910Ω minimum to power external devices
Serial Communications	2 Wire RS485, 1200 to 19200 Baud, Modbus protocol
Digital Input	Selects between 2 setpoints or Auto/Manual control. Volt free or TTL input

Remote Setpoint / Valve
Position Auxiliary Input

0 to 20mA, 4 to 20mA, 0 to 5V, 1 to 5V, 0 to 10V or 2 to 10V. Scaleable -1999 to 9999.
For Valve Position Indication or Remote Setpoint Input.

Operating & Environment

Temperature & RH

0 to 55°C (-20 to 80°C storage), 20% to 95% RH non-condensing

Power Supply

100 to 240V 50/60Hz 7.5VA (optional 20 to 48V AC 7.5VA/22 to 65V DC 5 watts)

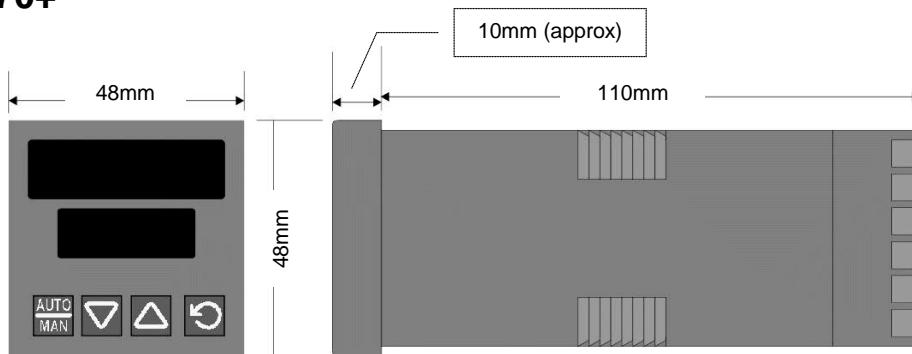
Front Panel Protection
Standards

IEC IP66 (Behind panel protection is IP20), NEMA4X

CE, UL & ULC recognised

Dimensions

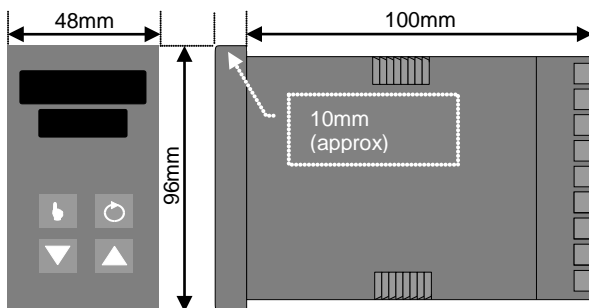
6170+



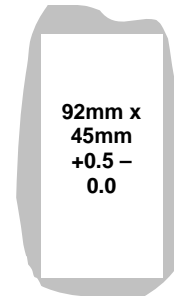
Cut out



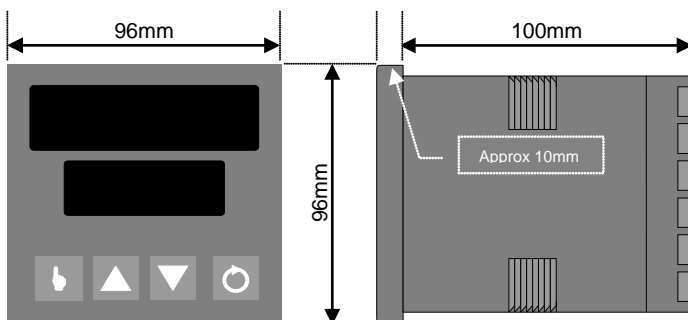
8170+



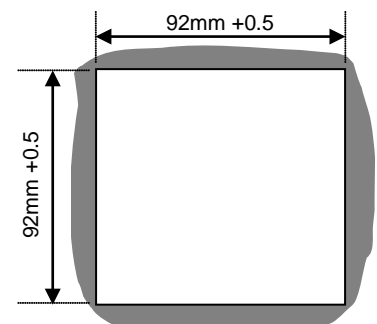
Cut out



4170+

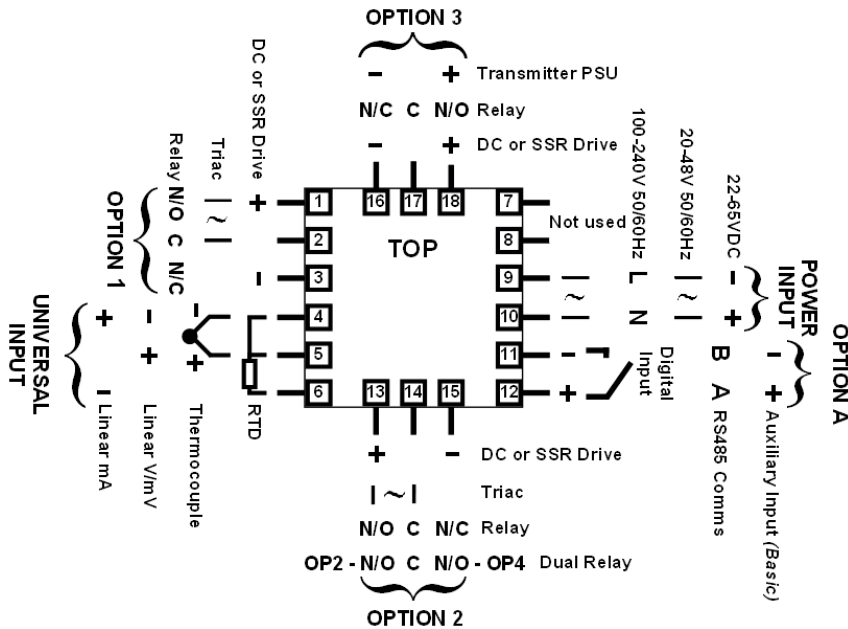


Cut out



Wiring Connections

6170+



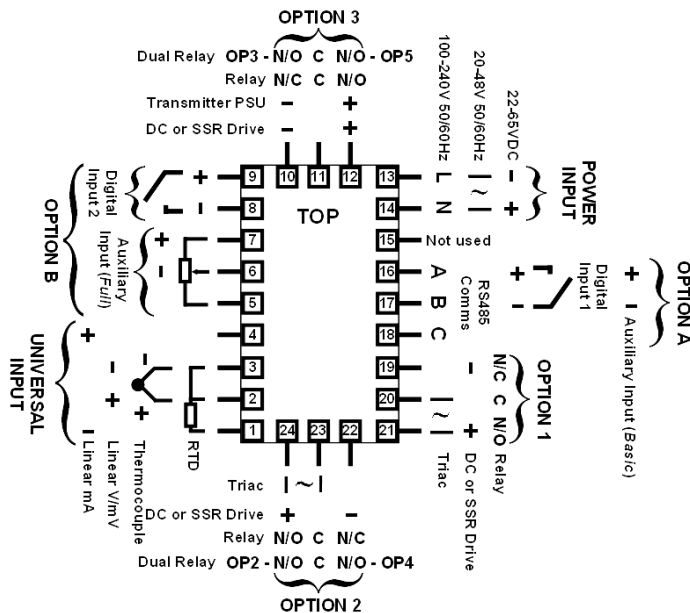
Field Reconfiguration

Input

Jumper-free configuration for any type
(no extra parts required)

Option Slot 1	Part Number
Relay Output	PO1-C10
Linear mA/V DC Output	PO1-C21
SSR Driver Output	PO1-C50
Triac Output	PO1-C80
Option Slot 2	Part Number
Relay Output	PO2-C10
Linear mA/V DC Output	PO2-C21
SSR Driver Output	PO2-C50
Triac Output	PO2-C80
Dual Relay Output	PO2-W09
Option Slot 3	Part Number
Relay Output	PO2-C10
Linear mA/V DC Output	PO2-C21
SSR Driver Output	PO2-C50
24VDC Transmitter PSU	PO2-W08
Option Slot A	Part Number
Digital Input	PA1-W03
Auxiliary Input (Basic)	PA1-W04
RS485 Comms	PA1-W06

8170+ & 4170+



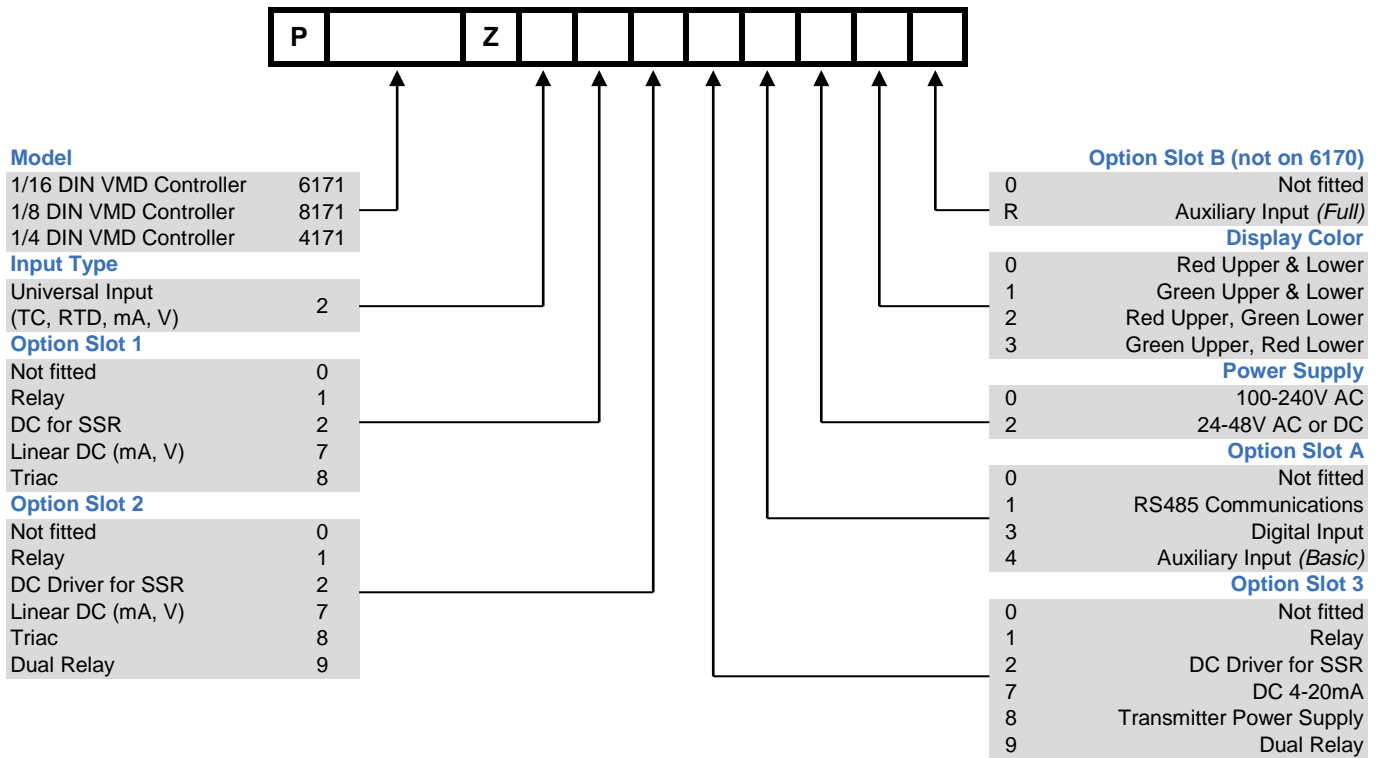
Field Reconfiguration

Input

Jumper-free configuration for any type
(no extra parts required)

Option Slot 1	Part Number
Relay Output	PO1-C10
Linear mA/V DC Output	PO1-C21
SSR Driver Output	PO1-C50
Triac Output	PO1-C80
Option Slot 2	Part Number
Relay Output	PO2-C10
Linear mA/V DC Output	PO2-C21
SSR Driver Output	PO2-C50
Triac Output	PO2-C80
Dual Relay Output	PO2-W09
Option Slot 3	Part Number
Relay Output	PO2-C10
Linear mA/V DC Output	PO2-C21
SSR Driver Output	PO2-C50
24VDC Transmitter PSU	PO2-W08
Dual Relay Output	PO2-W09
Option Slot A	Part Number
Digital Input	PA1-W03
Auxiliary Input (Basic)	PA1-W04
RS485 Comms	PA1-W06
Option Slot B	Part Number
Auxiliary Input (Full)	PB1-W0R

Ordering Code



West Control Solutions – International Sales and Support

CHINA

Danaher Setra-ICG (Tianjin Co., Ltd.
No.28 Wei 5 Road,
The Micro-Electronic Industry Park TEDA,
Xiqing District, Tianjin 300385
Tel: +86 22 8398 8098 Fax: +86 22 8398 8099
Sales Hotline: 400 666 1802
e-mail: tc.sales@danaher.com

GERMANY

PMA Prozeß- und, Maschinen- Automation GmbH,
Miramstraße 8, 7D -34123 Kassel
Tel: +49 (561) 505-1307 Fax: +49 (561) 505-1710
e-mail: mailbox@pma-online.de

USA

West Control Solutions
1675 Delany Road, Gurnee, IL 60031-1282
Tel: 800 866 6659 Fax: 847 782 5223
e-mail: custserv.west@dancon.com

FRANCE

Hengstler SA, 69 Rue de la Belle Etoile
Bat D - ZI Paris Nord II, 95700, Roissy
Tel: +33 (1) 77 80 90 40 Fax:+33 (1) 77 80 90 50
e-mail: info@westinstruments.com

UNITED KINGDOM

West Control Solutions
The Hyde Business Park, Brighton, East Sussex, BN2 4JU
Tel: +44 (0)1273 606271 Fax: +44 (0)1273 609990
e-mail: info@westinstruments.com

Brochures and datasheets are available for the complete range of West Control Solutions products, contact your local sales office or visit our website at: www.west-cs.com for more information.

Specifications are subject to change without notice, as a result of continual development and improvement, E&OE